


Mine Dewatering Package



Highly efficient, fully integrated pump package solution for reducing the total cost of a mine dewatering operation.

Typical Applications

- > Mine dewatering
- > Ground line pastes
- > Polyelectrolyte flocculent
- > Coal slurries
- > China clays
- > Grout placing
- > Strata control

Capacity

- > up to 1,800 gal/min

Pressure

- > up to 2,362 feet

Temperature

- > 14°F up to 230°F

Contact us for higher capacities and pressure.

Features & Benefits

PowerDrive™ Transmission

Wearing components are eliminated between the drive end and the pumping element, offering you increased reliability. No lubrication is needed, therefore service life is increased. A shorter PowerDrive is available where space is a priority. Backed by a 10-year warranty.

Hard-Chrome Plated Rotor

Mining pumps are fitted with hard-chrome plated rotors to minimize operating costs by significantly extending the life of the rotor and stator. Other higher grade rotor coatings are available by request for high abrasive applications.

Graphite Gland Packing

Mining pumps are designed with high quality gland packing that have been successfully applied in the mining industry worldwide for over 50 years.

Bearing Housing

Sealed with labyrinth rings and lip seals with grease packing to repel grit, dirt, and water from the bearings. Housing is supplied with three greasing points to lubricate the bearings and the pack labyrinth seals to maintain a robust barrier preventing ingress of any foreign matter into the bearing chamber.

Stator

Made of resilient and abrasion-resistant synthetic rubber compound (nitrile). Many alternative materials are available to suit most applications.

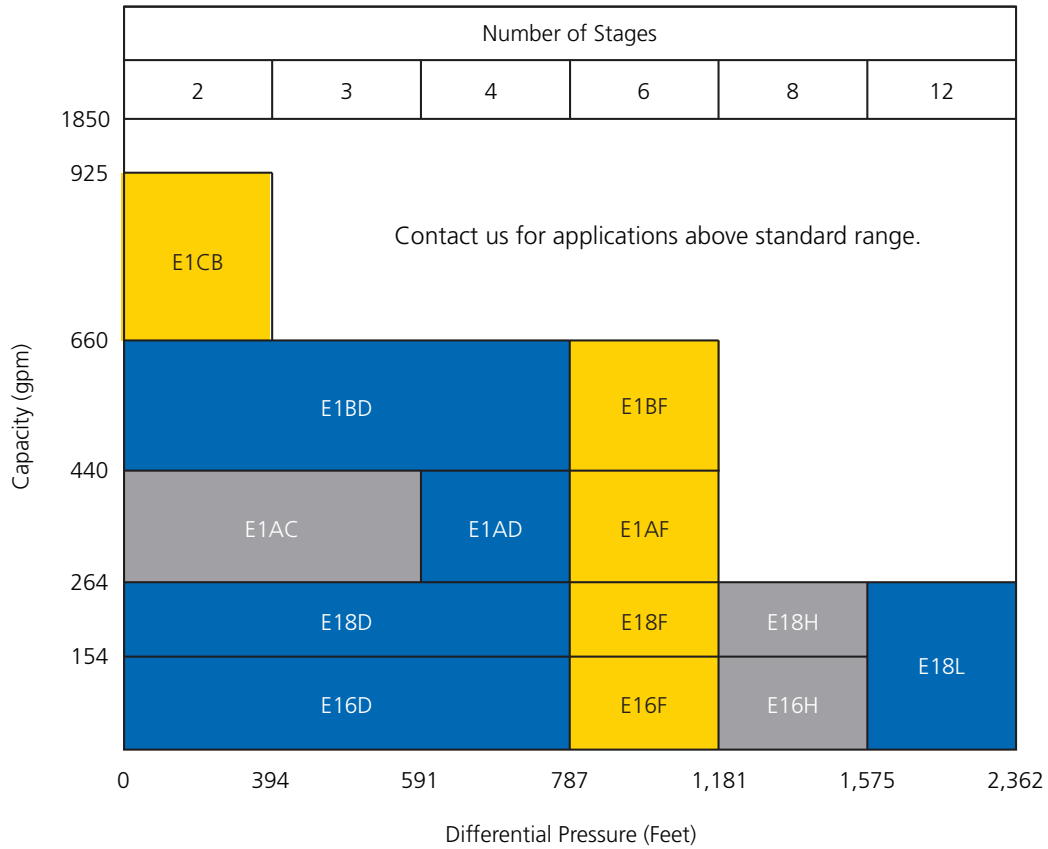
Low running speeds

Reduced wear for a longer working life which extends the periods between routine maintenance. Think of the savings that could be realized on abrasive applications.


Optional Additions

- > Drag kit or trailer mount option for mobility around mines
- > Heavy duty hopper seam welding from 1/4" steel
- > Dump manifold with an interval overflow pipe
- > Discharge pipework includes gate valve, 1" NPT sockets for pressure gauge, wash down hose and steel swing check or duo check NRV
- > Walkway and ladder for wash down and inspection

Performance



Typical Design



MOYNO™

www.moyno.com

U.S.A. +1 937.327.3553
Outside U.S.A. 877.4UMOYNO

© 2014 by Moyno | Moyno is a brand of NOV

Design shown features all the optional additions.
For more information about Moyno's Mine Dewatering Package, visit www.moyno.com/mine.



Printed in U.S.A.
DH20 R2